

Date:	Project:	Type:	Notes:	Catalog #:
-------	----------	-------	--------	------------

## L74-RFK SERIES LED Troffer Kit

The L74-RFK Series is designed to distribute light spaciouly along both vertical and horizontal planes.



### Features & Specifications

#### Applications

Ideal for use in offices, retail, schools, offices, hallways, multi-purpose rooms and hospitality areas.

#### Construction

Housing made from cold rolled steel and is finished with a post-production baked white powder coat. Frosted diffuser.

#### Mounting

Recessed mount.

#### Electrical

Utilizes high-efficiency LED power supply and circuit boards. 120-277V & 0-10V dimming standard. 50/60HZ input frequency.

#### Operating Temperature

Suitable for -20°C – 40°C Ambient

#### Lumen Maintenance

L70 rating of 122,000 hours

#### Warranty

Five-year warranty. Terms and Conditions Apply. See warranty documentation for more information.

#### Certification

UL Listed. Adheres to LM79, LM80 and TM21 industry standards. DesignLights Consortium® (DLC) qualified<sup>1</sup>. RoHS Compliant.

### Performance Data

Form Factor	Rated Wattage	Tested Wattage	Delivered Lumens	Efficacy	CRI
2x2	18W	16W	2,139 LM	133 LPW	>83
2x2	23W	23W	2,969 LM	129 LPW	>83
2x2	30W	30W	3,900 LM	130 LPW	>83
2x2	33W	33W	4,158 LM	126 LPW	>83
2x4	23W	23W	2,944 LM	128 LPW	>83
2x4	30W	30W	3,810 LM	127 LPW	>83
2x4	33W	33W	4,158 LM	126 LPW	>83
2x4	36W	36W	4,791 LM	133 LPW	>83
2x4	42W	42W	5,460 LM	130 LPW	>83
1x4	26W	26W	3,276 LM	126 LPW	>83
1x4	30W	30W	3,750 LM	125 LPW	>83



L74								
1	2	3	4	5	5	5	5	5

1 - Series	2 - Dimensions/Wattage	3 - Color Temp (CCT)	4- Type
L74	<b>22 - 18W</b> (2x2 / 18 Watt) <b>22 - 23W</b> (2x2 / 23 Watt) <b>22 - 30W</b> (2x2 / 30 Watt) <b>22 - 33W</b> (2x2 / 33 Watt) <b>24 - 23W</b> (2x4 / 23 Watt) <b>24 - 30W</b> (2x4 / 30 Watt) <b>24 - 33W</b> (2x4 / 33 Watt) <b>24 - 36W</b> (2x4 / 36 Watt) <b>24 - 42W</b> (2x4 / 42 Watt) <b>14 - 26W</b> (1x4 / 36 Watt) <b>14 - 30W</b> (1x4 / 30 Watt)	<b>35K</b> (3500 Kelvin Temp) <b>40K</b> (4000 Kelvin Temp) <b>50K</b> (5000 Kelvin Temp)	<b>RFKW</b> (Retrofit Kit)

**5- Options**

- EM5W** (Battery Backup, 5 Watts, ~650 lumens)<sup>2</sup>
- EM10W** (Battery Backup, 10 Watts, ~1300 lumens)<sup>2</sup>
- EM5WT20** (Title 20 Compliant Battery Backup, 5 Watts, ~650 lumens)<sup>2</sup>
- EM10WT20** (Title 20 Compliant Battery Backup, 10 Watts, ~1300 lumens)<sup>2</sup>
- OS** (Occupancy Sensor)
- PRGOS-XX** (Programmable Sensor to be specified)
- AR** (Air Return)
- BAA** (Buy American Act Compliant)

**Notes**

1 Not all versions of this product may be DLC Premium qualified or DLC qualified. Please check the DLC Qualified Products List at [www.designlights.org/](http://www.designlights.org/) to confirm which versions are qualified.  
 2 Lumens will change based on fixture selection. Consult with factory for additional options.

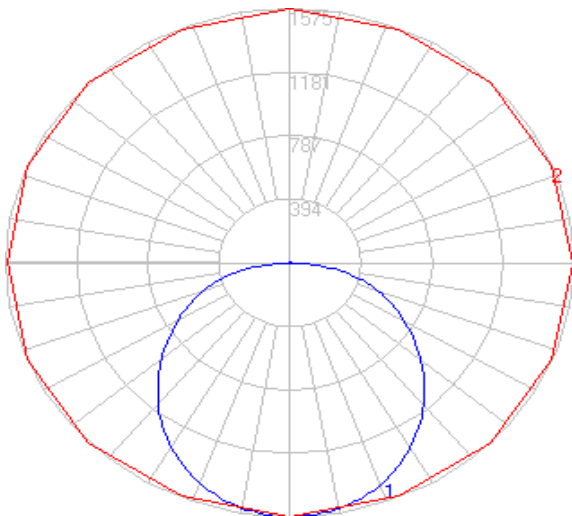
## Photometric Data

L7424-36W-35K-RFK Tested in accordance to IESNA LM-79

### Zonal Lumen Summary

Zone	Lumens	%Luminaire
0-10	148.69	3.16%
10-20	425.28	9.05%
20-30	642.57	13.67%
30-40	773.24	16.45%
40-50	804.56	17.12%
50-60	745.16	15.86%
60-70	612.65	13.03%
70-80	403.49	8.59%
80-90	124.34	2.65%
90-100	3.65	0.08%
100-110	3.08	0.07%
110-120	2.89	0.06%
120-130	2.66	0.06%
130-140	2.22	0.05%
140-150	1.84	0.04%
150-160	1.41	0.03%
160-170	0.99	0.02%
170-180	0.40	0.01%

### Polar Graph




## Physical Characteristics

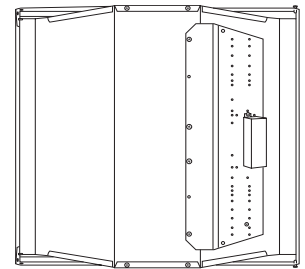
### Dimensions

Version	Depth	Length	Width	Weight
2x2	2.87"	23.87"	24.00"	12lbs
2x4	2.87"	45.50"	23.00"	19lbs
1x4	2.87"	45.50"	10.87"	12lbs


Top View- 2x2



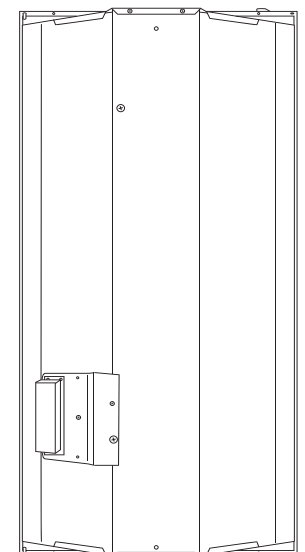
Bottom View- 2x2



Top View- 2x4



Bottom View- 2x4



End View- 2x2 & 2x4



Side View- 2x2

