

Date:	Project:	Type:	Notes:	Catalog #:
-------	----------	-------	--------	------------

L7600P SERIES LED PEAKED VAPORTITE



The L7600P LED Peaked Vaportite is designed to minimize horizontal surfaces and latch pockets prone to retaining debris. Perfect for applications requiring wash-ability and hose down.



Features & Specifications

Applications

Ideal for use in food processing facilities, cold & freezer storage, car washes, canopies, manufacturing, health clubs, laundry and distribution centers.

Construction

Lenses are made of 100% impact resistant acrylic for maximum light transmission and longevity (.080" thick). Deep lens comes standard to accommodate peaked geartray. Clear polycarbonate latches; stainless steel option available. UL 5VA fiberglass housing and continuous poured-in-place gasket seal to protect from most hostile environments.

Mounting

Stainless steel mounting brackets included. Various mounting options available including suspension, pendant, and surface mount. Cord and plug options offered.

Electrical

Utilizes high-efficiency LED power supply and circuit boards. 120-277V & 0-10V dimming standard. 480V option. 50/60HZ input frequency.

Operating Temperature

Suitable for -40°C – 45°C Ambient

Lumen Maintenance

L70 rating of 266,000 hours

Warranty

Five-year warranty. Terms and Conditions Apply. See warranty documentation for more information.

Certification

ETL Compliant. Adheres to LM79, LM80 and TM21 industry standards. DesignLights Consortium® (DLC) qualified¹. RoHS Compliant, NSF and NEMA 4X rated. IP65, IP66, IP67 & IP69 Rated. Buy American Act Compliant.

Performance Data

Form Factor	Rated Wattage	Tested Wattage	Delivered Lumens	Efficacy	CRI
2FT	35W	37.00W	4,158 LM	112 LPW	>83
4FT	35W	33.00W	4,238 LM	128 LPW	>83
4FT	65W	65.00W	8,115 LM	118 LPW	>83
8FT	70W	66.00W	8,556 LM	130 LPW	>83



Catalog Ordering

Sample Part # L7648P-35W-40K

L76								
1	2	3	4	5	5	5	5	5

1 - Series	2 - Length in Inches/Wattage	3 - Color Temp (CCT)	4- Controls
L76	24P - 35W (2 Foot, 37 Watt) 48P - 35W (4 Foot, 33 Watt) 48P - 65W (4 Foot, 69 Watt) 96P - 70W (8 Foot, 66 Watt) 96P - 130W (8 Foot, 138 Watt)	40K (4000 Kelvin Temp) 50K (5000 Kelvin Temp)	OSW (Wet Location Occupancy Sensor) PRGOS-LS (Sensorswitch LSXR-ADC-3v Occ Sensor w/ Dimming Photocell) PRGOS-LR (IRTEC LRD509 Programmable Occ Sensor w/ Remote Control) PRGOSW-LR (IRTEC LRD509 Programmable Wet Occ Sensor w/ Remote Control) PRGOS-LM (IRTEC LMS109 Microwave Occ Sensor w/ Photocell)

5 - Options

EM5W (Battery Backup, 5 Watts, ~650 lumens)²
EM10W (Battery Backup, 10 Watts, ~1300 lumens)²
EM5WT20 (Title 20 Compliant Battery Backup, 5 Watts, ~650 lumens)²
EM10WT20 (Title 20 Compliant Battery Backup, 10 Watts, ~1300 lumens)²
480SD (480 Step-Down)
PLG (6' SJT Cord & Plug)
10GL ([10' Loop w/ Gripple Hanging Kit](#))³
MB (Mounting Bracket)
HUB12 (1/2" Pendant Mount HUB w/ access hole)
HUB34 (3/4" Pendant Mount HUB w/ access hole)
PP (PowerPlus)
SSL (Stainless Steel Latches)
BH (Bail Hook)

Notes

1 Not all versions of this product may be DLC Premium qualified or DLC qualified. Please check the DLC Qualified Products List at www.designlights.org/ to confirm which versions are qualified. 2 Lumens will change based on fixture selection. Consult with factory for additional options.
 3 Hanging kit manufactured by Gripple Inc.

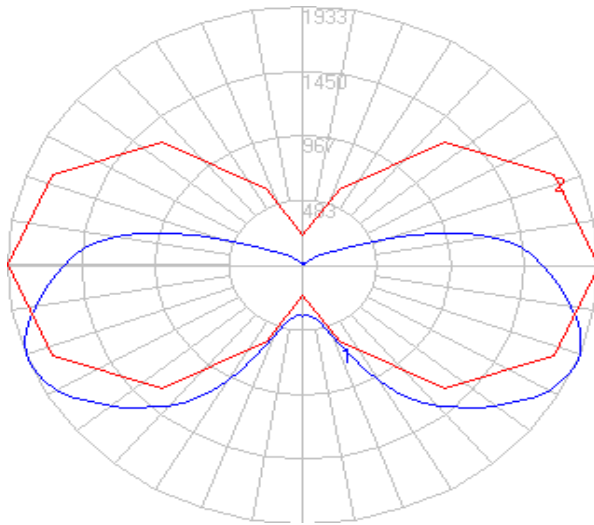
Photometric Data

L7648P-65W-40K Tested in accordance to IESNA LM-79

Zonal Lumen Summary

Zone	Lumens	%Luminaire
0-10	36.62	0.48%
10-20	118.54	1.54%
20-30	253.21	3.29%
30-40	483.15	6.27%
40-50	742.48	9.64%
50-60	992.10	12.88%
60-70	1,175.94	15.27%
70-80	1,213.61	15.76%
80-90	1,093.61	14.20%
90-100	865.79	11.24%
100-110	478.68	6.22%
110-120	160.77	2.09%
120-130	56.11	0.73%
130-140	21.29	0.28%
140-150	6.89	0.09%
150-160	1.50	0.02%

Polar Graph



Physical Characteristics


Dimensions

Version	Depth	Length	Width	Weight
2FT	5.72"	27.69"	6.77"	6lbs
4FT	5.72"	51.81"	6.77"	12lbs
8FT	5.72"	100.00"	6.77"	23lbs


Top View



Bottom View



Side View



End View

