

Date:	Project:	Type:	Notes:	Catalog #:
-------	----------	-------	--------	------------

## L5600 SERIES LED Lensed Wraparound

The L5600 Series is a functional multi-purpose square lensed wraparound that incorporates premium performance and construction durability.



### Features & Specifications

#### Applications

Ideal for use in warehouses, distribution centers, garages, utility rooms, corridors, schools, offices, hospitals and canopies.

#### Construction

Housing made from die formed heavy gauge pre-painted cold rolled steel and is finished with a post- production white polyester polymer frosted diffuser.

#### Mounting

Surface mount. Chain and cable mount ready. Cord and plug options offered.

#### Electrical

Utilizes high-efficiency LED power supply and circuit boards. 120-277V & 0-10V dimming standard. 480V option. 50/60HZ input frequency.

#### Operating Temperature

Suitable for -20°C – 50°C Ambient

#### Lumen Maintenance

L70 rating of 122,000 hours

#### Warranty

Five-year warranty. Terms and Conditions Apply. See warranty documentation for more information.

#### Certification

UL Damp Listed. Adheres to LM79, LM80 and TM21 industry standards. DesignLights Consortium® (DLC) qualified<sup>1</sup>. RoHS Compliant.

### Performance Data

Form Factor	Rated Wattage	Tested Wattage	Delivered Lumens	Efficacy	CRI
2FT-7IN	22W	22W	2,860 LM	130 LPW	>80
2FT-9IN	25W	25W	3,250 LM	130 LPW	>80
4FT-7IN	22W	22W	2,860 LM	130 LPW	>80
4FT-9IN	22W	22W	2,860 LM	130 LPW	>80
4FT-7IN	34W	34W	4,420 LM	130 LPW	>80
4FT-9IN	34W	34W	4,420 LM	130 LPW	>80
4FT-7IN	40W	40W	5,200 LM	130 LPW	>80
4FT-9IN	40W	40W	5,200 LM	130 LPW	>80



<b>L56</b>									
1	2	3	4	5	6	6	6	6	6

1 - Series	2 - Length in Inches/Wattage/ Width	3 - Color Temp (CCT)	4 - Version
<b>L56</b>	<b>24 - 22W-7</b> (2 Foot, 22 Watt/ 7" Width) <b>24 - 25W-9</b> (2 Foot, 25 Watt/ 9" Width) <b>48 - 22W-7</b> (4 Foot, 22 Watt/ 7" Width) <b>48 - 22W-9</b> (4 Foot, 22 Watt/ 9" Width) <b>48 - 34W-7</b> (4 Foot, 34 Watt/ 7" Width) <b>48 - 34W-9</b> (4 Foot, 34 Watt/ 9" Width) <b>48 - 40W-7</b> (4 Foot, 40 Watt/ 7" Width) <b>48 - 40W-9</b> (4 Foot, 40 Watt/ 9" Width)	<b>35K</b> (3500 Kelvin Temp) <b>40K</b> (4000 Kelvin Temp) <b>50K</b> (5000 Kelvin Temp)	<b>E5</b> (DLC Version 5.0)

**5 - Controls**

- OS** (Occupancy Sensor)
- PRGOS-LS** (Sensorswitch LSXR-ADC-3v Occ Sensor w/ Dimming Photocell)
- PRGOS-LR** (IRTEC LRD509 Programmable Occ Sensor w/ Remote Control)

**6 - Options**

- EM5W** (Battery Backup, 5 Watts, ~650 lumens)<sup>2</sup>
- EM10W** (Battery Backup, 10 Watts, ~1300 lumens)<sup>2</sup>
- EM5WT20** (Title 20 Compliant Battery Backup, 5 Watts, ~650 lumens)<sup>2</sup>
- EM10WT20** (Title 20 Compliant Battery Backup, 10 Watts, ~1300 lumens)<sup>2</sup>
- 480SD** (480 Step-Down)
- PLG** (6' SJT Cord & Plug)
- 10GL** (10' Loop w/ Gripple Hanging Kit)<sup>3</sup>
- L7/15P** (277V, 15a Twist Lock Plug)
- L7/20P** (277V, 20a Twist Lock Plug)
- BAA** (Buy American Act Compliant)

**Notes**

1 Not all versions of this product may be DLC Premium qualified or DLC qualified. Please check the DLC Qualified Products List at [www.designlights.org/](http://www.designlights.org/) to confirm which versions are qualified.  
 2 Lumens will change based on fixture selection. Consult with factory for additional options.  
 3 Hanging kit manufactured by Gripple Inc.

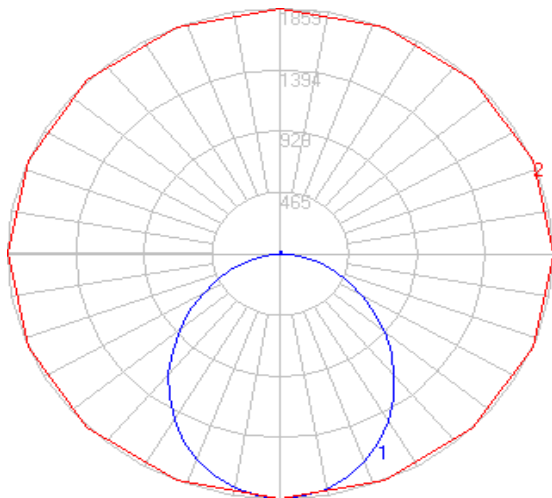
## Photometric Data

L5648-40W-50K Tested in accordance to IESNA LM-79

### Zonal Lumen Summary

Zone	Lumens	%Luminaire
0-10	175.37	3.39%
10-20	495.07	9.58%
20-30	727.09	14.08%
30-40	838.38	16.23%
40-50	827.68	16.02%
50-60	718.62	13.91%
60-70	544.42	10.54%
70-80	343.63	6.65%
80-90	156.49	3.03%
90-100	75.26	1.46%
100-110	68.24	1.32%
110-120	58.62	1.13%
120-130	48.62	0.94%
130-140	38.01	0.74%
140-150	26.01	0.50%
150-160	15.03	0.29%
160-170	7.39	0.14%
170-180	1.73	0.03%

### Polar Graph




## Physical Characteristics

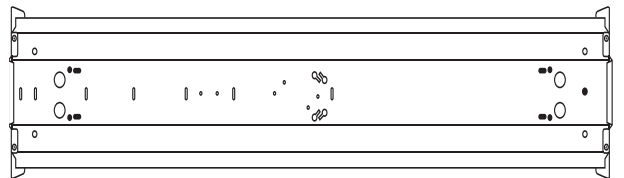
### Dimensions

Version	Depth	Length	Width	Weight
2FT- 7IN	2.9"	24.0"	7.0"	5lbs
2FT- 9IN	2.9"	24.0"	9.0"	6lbs
4FT- 7IN	2.9"	48.0"	7.0"	11lbs
4FT- 9IN	2.9"	48.0"	9.0"	12lbs


### Top View



### Bottom View



### Side View



### End View

